

# Safekeeper®

## Consumables Reorder Form

Maintaining your Air Science Forensic Drying Cabinet just became easier.

### Four easy ways to reorder service items for your forensic cabinet.

1. Fill out the form on the next page and fax it to 800-306-0677 or 239-489-0922; OR
2. Send an email to Air Science: [reorder@air-science.com](mailto:reorder@air-science.com) with the part numbers you need to order or attach a purchase order; OR
3. Select the "Please review my history" option on the form and we will review your units history and recommend service items; OR
4. Complete your entire order online at [www.filtcofilters.com](http://www.filtcofilters.com).







Safekeeper® FDC-10D







**CONSUMABLES SELECTION**

Option	Part Number	Description	Price	Quantity	Total
--------	-------------	-------------	-------	----------	-------







**Filters for Units Ordered 2005 - Current**

	ASTM-001H	Replacement Carbon Filter. (Change every 12 months) NOTE: See guide on page following page to determine how many your unit takes.	300.00	x _____	= _____
	MIS10-030H	Replacement Hepa Filter. (Change every 12 months) NOTE: See guide on page following page to determine how many your unit takes.	247.00	x _____	= _____
	ASTS-001	Replacement Exhaust Safety Filter. (Change every 12 months) NOTE: See guide on page following page to determine how many your unit takes.	220.00	x _____	= _____
	ASTM-PRF	Replacement Door and Main Pre-filters - 6 pack. (Change every 2-3 months)	174.00	x _____	= _____

**Filters for Units Ordered Prior to 2005**

	ASTM-200	Replacement Hepa Filter. (Change every 12 months) NOTE: See guide on page following page to determine how many your unit takes.	455.00	x _____	= _____
	ASTM-PRF	Replacement Main Pre-filters - 6 pack. (Change every 2-3 months) NOTE: See guide on page following page to determine how many your unit takes.	174.00	x _____	= _____
	AST36-PRF	Replacement Door Pre-filters for Single Door Model - 6 pack. (Change every 2-3 months)	126.00	x _____	= _____
	AST60D-PRF	Replacement Door Pre-filters for Duplex Model - 6 pack. (Change every 2-3 months)	174.00	x _____	= _____

**Accessories for All Units**

	PS95	Tamper Proof Seals - Box of 250. (Specify: red or blue color)	232.00	x _____	= _____
	S12830	Kraft Paper for lining bottom of cabinet to catch trace evidence. (Size: 24" x 36", 800 sheets)	148.00	x _____	= _____
	8442	Evidence Hanging Clips. (6 per pack)	9.00	x _____	= _____
	6171844	Versatile clip and dry system uses 26 high-quality firm-grip clips that hang from strong white chain-like extension from rod.	26.00	x _____	= _____
	13-204	Ready-to-use, intermediate-level disinfectant which is effective against TB, HBV, HCV, viruses (hydrophilic and lipophilic), bacteria (including MRSA and VRE) and fungi.	168.00	x _____	= _____
	PP-20Z	Plastic Cleaning Starter Kit 2 polish cloths + Polish 1 - Clean & Shine - 2 oz / Polish 2 - Fine Scratch Remover - 2 oz Polish 3 - Heavy Scratch Remover - 2 oz / Two polish mates.	36.00	x _____	= _____

TOTAL: \_\_\_\_\_

**HELP GUIDE**



**M. Main Filter Area:** You need one Hepa Filter and one Carbon filter for each blue filter door. This unit happens to have two blue filter doors. You would need two carbon filters, two Hepa filters, and two pre-filters for this main filter area.

**D. Door Filter Area:** One pre-filter is needed for each door filter. This unit happens to need two pre-filters.

*Units produced before 2005 take a different filter (part number ASTM200). If you think your unit may take this filter, let us know. We will check your units history so that the correct filter is shipped.*

Safekeeper® FDC-10D

**DOES MY UNIT HAVE THE OPTIONAL SAFETY FILTER?**

Look at the top of the unit. If you can see the filter bolted by screws, your unit has this option.



In the photo above, the filter can be readily seen on the top of the unit. If you just see solid white on top, it does not have the optional safety filter.

**PURCHASE INFORMATION**

Purchaser's Name: \_\_\_\_\_ Phone: \_\_\_\_\_ Email: \_\_\_\_\_

Ship to Name: \_\_\_\_\_ Ship to Address: \_\_\_\_\_

Credit Card Number (Not needed with PO): \_\_\_\_\_

Expiration Date: \_\_\_\_\_ CV Code: \_\_\_\_\_ Billing Zip Code: \_\_\_\_\_

Purchase Order Number: \_\_\_\_\_ Shipping will be charged unless your shipping account number is provided here: \_\_\_\_\_

If you do not know what you need to order to service your unit and would like us to review your units history, please provide your contact information, company name, and (if easily obtained) the serial number located on the top right-hand side of the unit by the power cord: \_\_\_\_\_



PO Box 62296 • Fort Myers, FL 33907  
 T/239.489.0024 • Toll Free/800.306.0656 • F/800.306.0677  
 www.airscience.com



Schedule Contract GS-07F5832P

