

# SafeFume™

## Consumables Reorder Form

Maintaining your Air Science Automatic Cyanoacrylate Fuming Chamber just became easier.

### Four easy ways to reorder service items for your fuming chamber.

1. Fill out the form on the next page and fax it to 800-306-0677 or 239-489-0922; OR
2. Send an email to Air Science: [reorder@air-science.com](mailto:reorder@air-science.com) with the part numbers you need to order or attach a purchase order; OR
3. Select the "Please review my history" option on the form and we will review your units history and recommend service items; OR
4. Complete your entire order online at [www.filtcofilters.com](http://www.filtcofilters.com).














SafeFume™ CA30S



Schedule  
Contract GS-07F820P

**CONSUMABLES SELECTION**

Option	Part Number	Description	Price	Quantity	Total
	ASTM-001	Replacement Carbon Filter. (Change every 12 months)	355.00	x _____	= _____
	ASTM-PRF	Replacement Pre-filters - 6 pack. (Change every 2-3 months)	174.00	x _____	= _____
	CA-PRF	Replacement Circulation Fan Pre-filters - 10 pack. (Change every 2-3 months)	88.00	x _____	= _____
	72452	57 mm Disposable Aluminum Fuming Dishes - pack of 100.	12.00	x _____	= _____
	AA-490	Cyanoacrylate - 20 g bottle. Use our super thin glue and you will see quick results.	7.00	x _____	= _____
	AA-500	Cyanoacrylate - 500 g bottle.	85.00	x _____	= _____
	AA-514	Cyanoacrylate - empty 50 g bottles for dispensing from larger bottle.	3.00	x _____	= _____
	WF2	Wicking Filter. (Located in humidifier)	16.00	x _____	= _____
	8442	Evidence Hanging Clips. (6 per pack)	9.00	x _____	= _____
	6171844	Versatile clip and dry system uses 26 high-quality firm-grip clips that hang from strong white chain-like extension from rod.	26.00	x _____	= _____
	R14005-WA	Replacement Hot Plate.	28.00	x _____	= _____
	WESRX63080D	Pre-treated Wipes - pack of 25. Specially formulated to protect new, unused fuming chambers constructed of polycarbonate material or glass. Wipe the pad across all interior glass or polycarbonate surfaces, allow it to dry and apply a second coat. When fuming is complete, wipe the interior with damp cloth.	25.00	x _____	= _____
	PP-2OZ	Plastic Cleaning Starter Kit 2 polish cloths + Polish 1 - Clean & Shine - 2 oz / Polish 2 - Fine Scratch Remover - 2 oz Polish 3 - Heavy Scratch Remover - 2 oz / Two polish mates.	36.00	x _____	= _____
				TOTAL:	_____

**PURCHASE INFORMATION**

Purchaser's Name: \_\_\_\_\_

Phone: \_\_\_\_\_ Email: \_\_\_\_\_

Ship to Name: \_\_\_\_\_

Ship to Address: \_\_\_\_\_

Credit Card Number  
(Not needed with PO): \_\_\_\_\_

\_\_\_\_\_

Expiration Date: \_\_\_\_\_

CV Code: \_\_\_\_\_ Billing Zip Code: \_\_\_\_\_

Purchase Order  
Number: \_\_\_\_\_

Shipping will be charged unless your  
shipping account number is provided here: \_\_\_\_\_

If you do not know what you need to order to service your unit and would like us to review your units history, please provide your contact information, company name, and (if easily obtained) the serial number located on the top right-hand side of the unit by the power cord: \_\_\_\_\_



PO Box 62296 • Fort Myers, FL 33907  
T/239.489.0024 • Toll Free/800.306.0656 • F/800.306.0677  
www.airscience.com



Schedule  
Contract GS-07F5832P

